

HD8 Network to share May 2024, 24 - Aug 2024, 21

Google My Business: Reviews & Questions Summary

REVIEW COUNT

41

REVIEWS ADDED/REMOVED

0 ↓ 100%

Avg. per day : 0

AVERAGE RATING

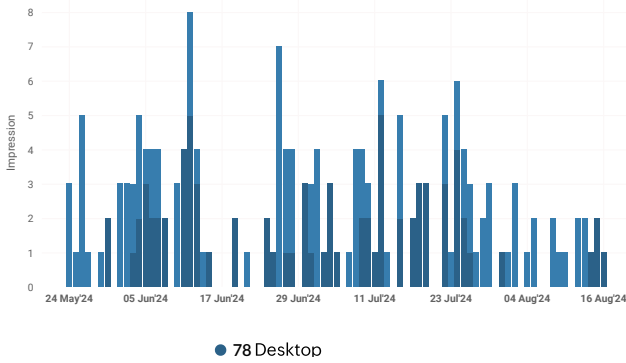
5

★★★★★

QUESTIONS COUNT

0

Google My Business: Search Impression



Facebook: Audience Summary

TOTAL PAGE LIKES

2.6k

NEW LIKES

7 ↓ 50%

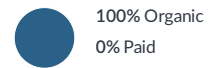
Avg. per day : <1

LIKES LOST

7 ↓ 36.36%

Avg. per day : <1

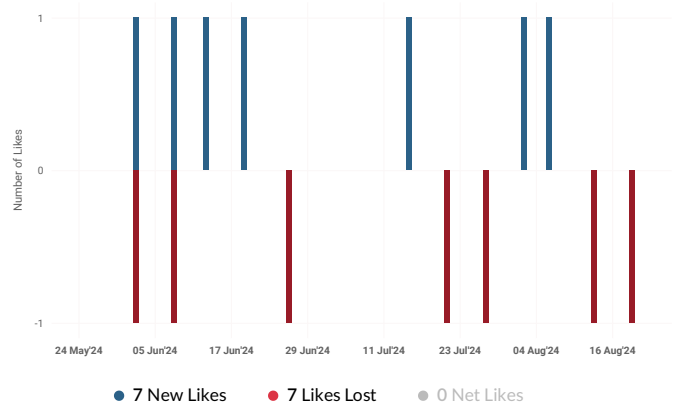
ORGANIC VS PAID LIKES



Facebook: Page Likes by City

CITY	LIKES	LIKES %
Huddersfield	618	28.49%
Clayton West	250	11.53%
Skelmanthorpe	229	10.56%
Denby Dale	204	9.41%
Holmfirth	127	5.86%
<i>Other Cities</i>	741	34.16%

Facebook: Page Like Growth



X: Audience Summary

TOTAL FOLLOWERS

2.9k

NEW FOLLOWERS

-11418

↓ 285550%

Avg. per day: <1

Instagram: Audience Summary

TOTAL FOLLOWERS

1.5k

NEW FOLLOWERS

47 ↑ 34.29%

Avg. per day: <1

Instagram: Likes by City

CITY	LIKES	LIKES %
Huddersfield	234	19.88%
Holmfirth	115	9.77%
Clayton West	98	8.33%
Skelmanthorpe	91	7.73%
Denby Dale	84	7.14%
Other Cities	555	47.15%

Instagram: Post & Engagement Summary

TOTAL POSTS

161 ↑ 31.97%

Avg. per day: 2

TOTAL ENGAGEMENT

505 ↑ 55.86%

Avg. per day: 6

TOP POST

directly via Instagram

📷 17 Jul 2024 11:18 PM



Saw this sign today whilst out delivering our promotional postcards and it made me giggle, so I grabbed ...

Reactions	21
Comments	0
Engagement	21
Engagement Rate	1%

ENGAGEMENT BY POST TYPE



TYPE	ENGAGEMENT	%
Image	400	79.21%
Video	56	11.09%
Carousel	49	9.7%

Instagram: Story Summary

TOTAL STORIES

76 ↓ 11.63%

Avg. per day: <1

TOTAL ENGAGEMENT

2k ↓ 16.82%

Avg. per day: 25

TOP STORIES



There is no data available currently for this report.

LinkedIn: Audience Summary

TOTAL FOLLOWERS

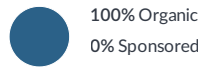
307

NEW FOLLOWERS

16 ↑ 77.78%

Avg. per day :<1

ORGANIC VS SPONSORED



TOP COUNTRY

COUNTRIES	FOLLOWER COUNT	%
UNITED KINGDOM	285	93.44%

LinkedIn: Performance Summary

PAGE VIEWS

76 ↓ 2%

Avg. per day :<1

UNIQUE VIEWS

49 ↑ 18.75%

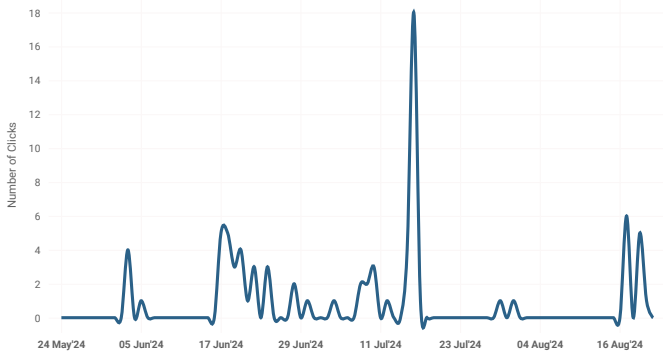
Avg. per day :<1

CAREER PAGE CLICKS

0 ↑ 0%

Avg. per day :0

LinkedIn: Post Clicks



● 78 Clicks